

Track Condition

Composition: Asphalt Carpet
Environment: Indoor Outdoor
Surface: Smooth Medium Bumpy
Traction: Low Medium High
Size: Tight Medium Open
Track Temp.: _____ **Air Temp.:** _____

Electronics

Motor: _____ **Timing:** _____
ESC: _____ **Battery:** _____
Spur: _____ **Pinion:** _____ **Ratio:** _____

Aerodynamics

Body: _____ **Wing:** _____

Front	Shocks	Rear
_____	- Spring - _____	_____
_____	- Oil - _____	_____
_____	- Piston - _____	_____
_____	- Rebound (%) - _____	_____
_____	- Foam Inserts - _____	_____

Anti-Roll Bar

Tires

- Inserts - _____
 - Rims - _____
 - Additive - _____
 - Additive Time - _____

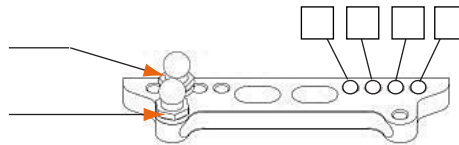
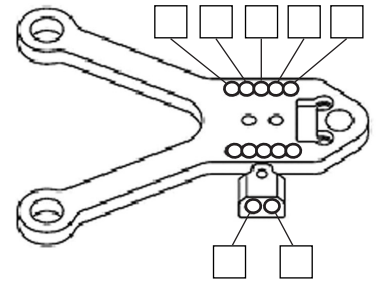
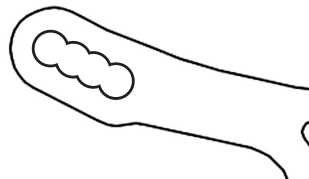
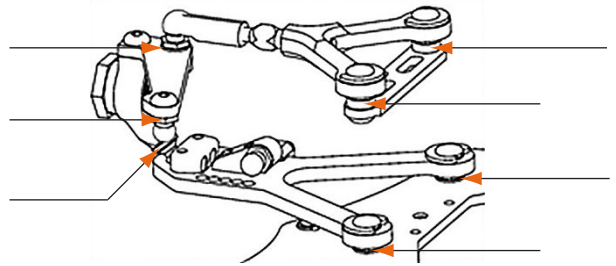
Fr Left	Fr Right	Surface	Rr Left	Rr Right

Transmission

Gear Ball - Diff - Gear Ball
 - Oil - _____
 - Oil Weight (Grs) - _____
 - Settings - _____
 Spool

Front

Toe: _____
Camber: _____
Caster: _____
Droop: _____
Rideheight: _____
Wheel Hex: _____



Rear

Toe: _____
Camber: _____
Caster: _____
Droop: _____
Rideheight: _____
Wheel Hex: _____

